
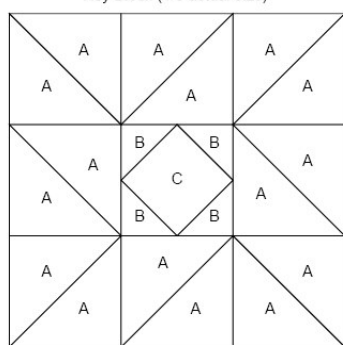


Indiana Puzzle Block

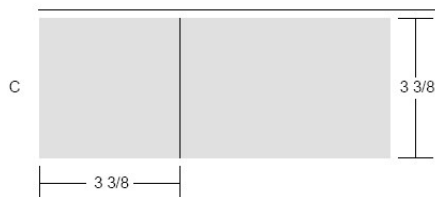
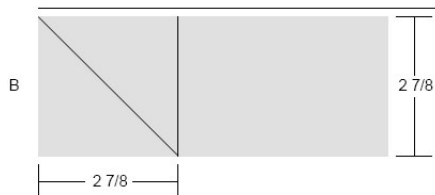
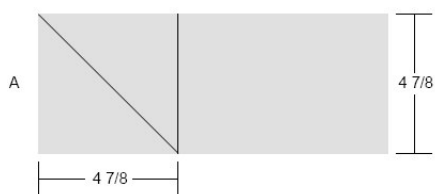
This week's Block is the Indiana Puzzle Block. It is a very striking block and looks complex, although it is relatively simple to piece together as long as care is taken with matching seams. To make this 12 inch block as shown, you will need 5 different fabrics. You may rotary cut the pieces according to the Cutting Diagram, or you may prefer to use the templates so you can then piece them together as shown.

Indiana Puzzle

Key Block (1/5 actual size)



Cutting Diagrams



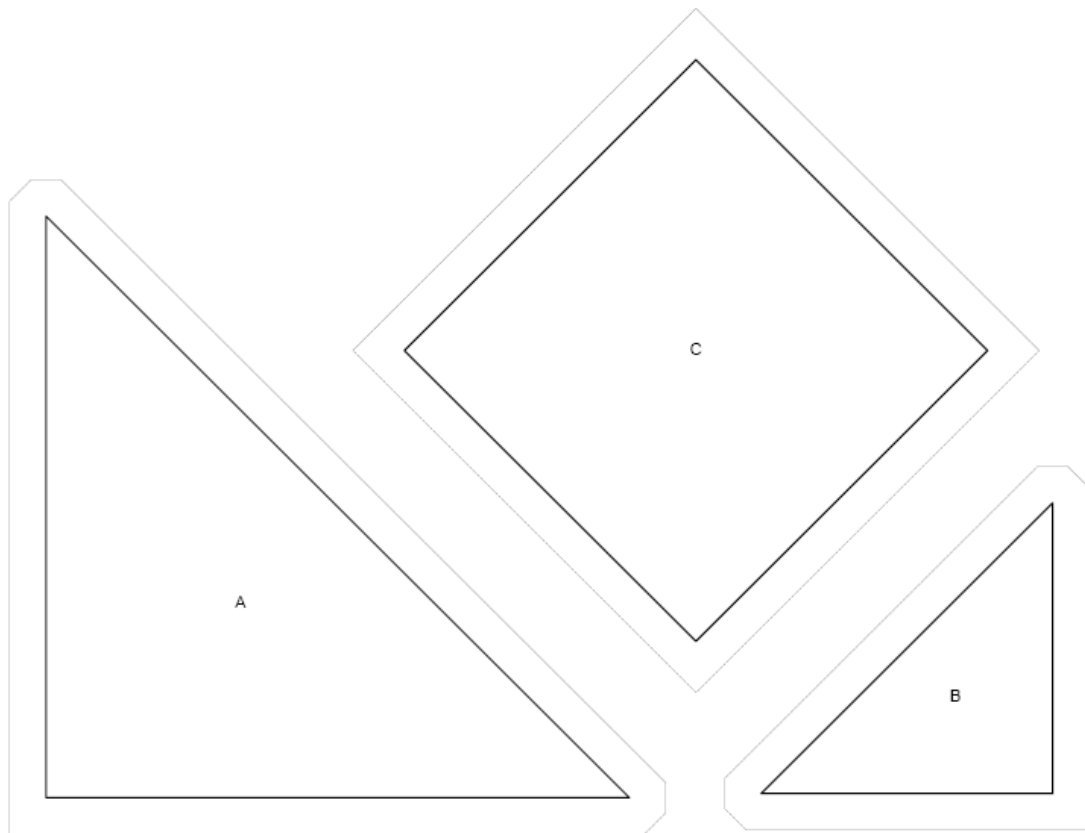


Patch Count





Indiana Puzzle Templates: Refer to diagram above for numbers and block construction.



Make a scrappy quilt or position on point for a more striking star pattern.

For more great quilts and blocks, visit www.QuiltBlockOfTheMonthClub.com