





## LeMoyne Ray Block

This week's block is a bright and spiky star block. To make this 12 inch block as shown, you will need 6 different fabrics, and once you have rotary cut the pieces according to the Cutting Diagram, you can piece them together as shown. We also have templates for those to prefer to piece that way.




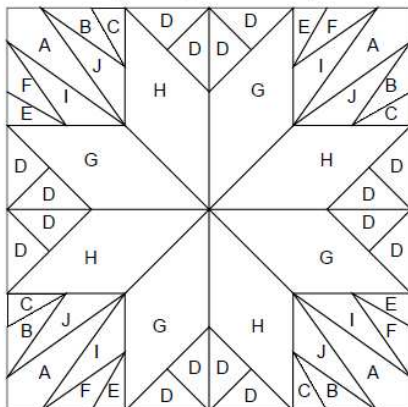
You get great secondary patterns when laid out together, or keep the spiky effect when the blocks are more spaced out.

For more great quilts and blocks, visit [www.QuiltBlockOfTheMonthClub.com](http://www.QuiltBlockOfTheMonthClub.com)

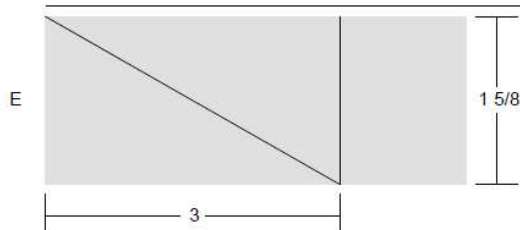
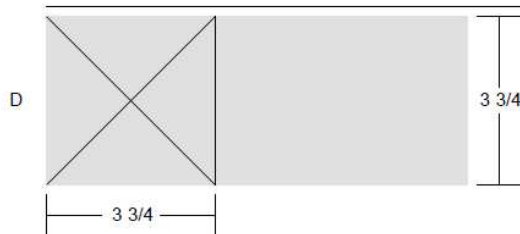
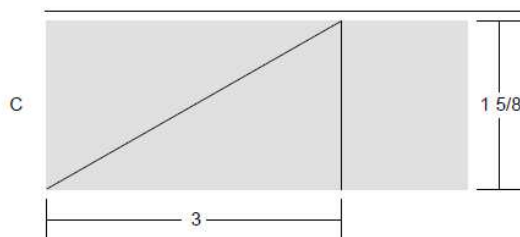
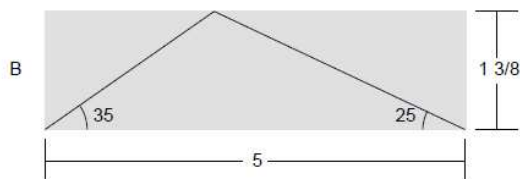


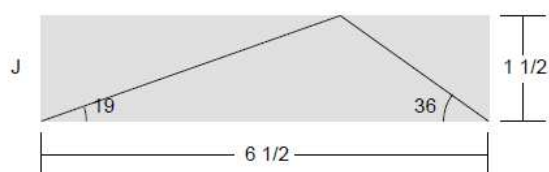
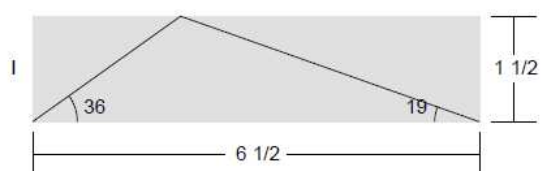
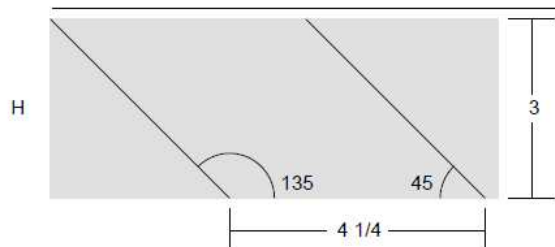
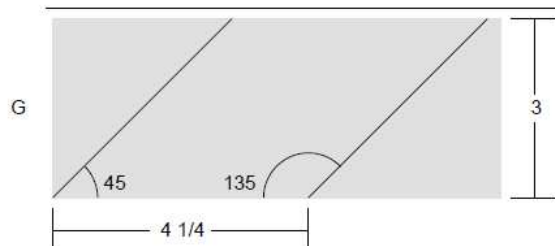
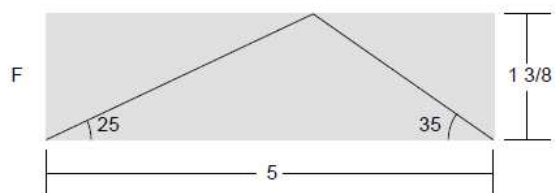
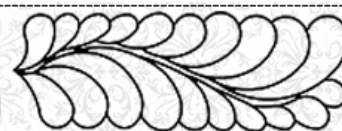
## LeMoyne Ray

Key Block (1/5 actual size)



### Cutting Diagrams





# LeMoyne Ray

Key Block (14/50 actual size)

