





Trading Post Block

This week's block is a geometric pieced diamond block. To make this 12 inch block as shown, you will need 5 different fabrics, and once you have rotary cut the pieces according to the Cutting Diagram, you can piece them together as shown. We also have templates for those to prefer to piece that way.




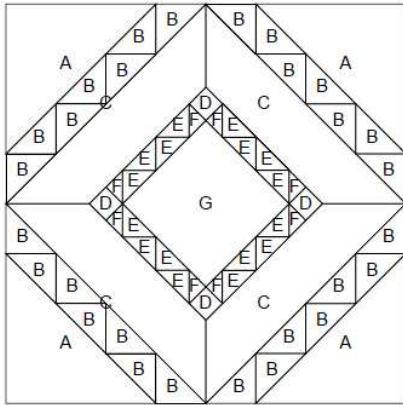
Repeat and play with the colours for a quilt layout with great depth, or separate out for a completely different look.

For more great quilts and blocks, visit www.QuiltBlockOfTheMonthClub.com


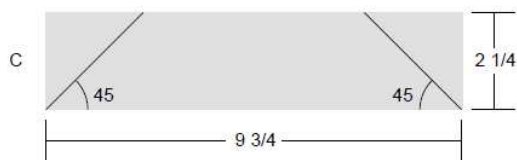
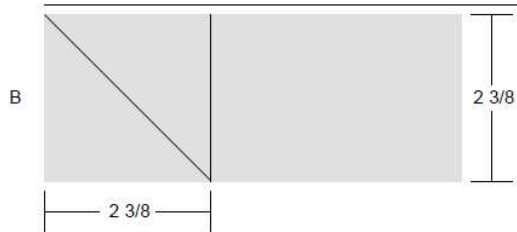
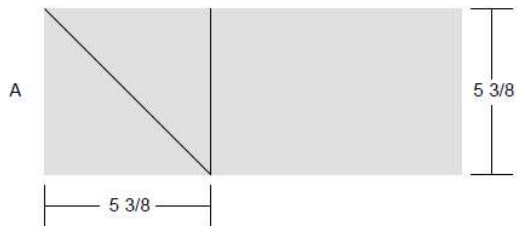


Trading Post

Key Block (1/5 actual size)

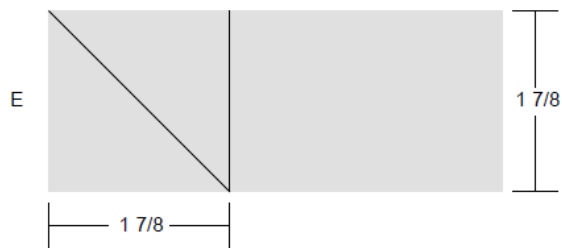


Cutting Diagrams



Patch Count

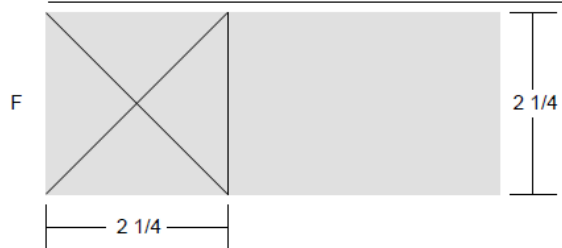




8 patches




8 patches



4 patches



4 patches



1 patch

Trading Post

Key Block (14/50 actual size)

